

43 100m Butterfly Men Final

























Official

























13yrs NZR	13yrs NZR	58.99	2021-06-12	Mason Wang AK
14yrs NZR	14yrs NZR	57.22	2023-08-10	Jacob Humphries AK
15yrs NZR	15yrs NZR	55.75	2024-10-12	Neo Salomonsson OT
16yrs NZR	16yrs NZR	53.96	1992-01-22	Danyon Loader OT
17yrs NZR	17yrs NZR	52.78	1993-02-07	Danyon Loader OT
18yrs NZR	18yrs NZR	51.67	2004-11-28	Corney Swanepoel AK
Open NZR	Open NZR	50.42	2009-08-09	Corney Swanepoel AK

























Total

























Rank	Competitor	Age	Club	RT	PTS	Result
1	Muchirahon...	16	John Paul ...			53.97 Entry: 54.41 -0.44
	25m:		50m: 25.45 (25.45)			
	75m:		100m: 53.97 (53.97)			
2	Kregting D...	17	Mt Roskill ...			55.19 Entry: 54.91 +0.28
	25m:		50m: 26.08 (26.08)			
	75m:		100m: 55.19 (55.19)			
3	Humphries ...	16	Westlake B...			55.98 Entry: 55.72 +0.26
	25m:		50m: 25.86 (25.86)			
	75m:		100m: 55.98 (55.98)			
4	Yuan Eric	17	Scots College			56.04 Entry: 55.84 +0.20
	25m:		50m: 26.24 (26.24)			
	75m:		100m: 56.04 (56.04)			
5	Hardie Orla...	17	Hamilton B...			56.23 Entry: 55.32 +0.91
	25m:		50m: 26.30 (26.30)			
	75m:		100m: 56.23 (56.23)			
6	Gear Isaac	17	Green Bay ...			56.69 Entry: 55.94 +0.75
	25m:		50m: 26.35 (26.35)			
	75m:		100m: 56.69 (56.69)			

























13yrs NZR

























7	 Coulter Gra...	13	 Rangitoto C...	56.90	+0.74
	25m:	50m:	26.94 (26.94)	Entry: 56.16	
	75m:	100m:	56.90 (56.90)		
8	 Paki TeRau...	15	 Pompallier ...	57.05	-0.85
	25m:	50m:	26.70 (26.70)	Entry: 57.90	
	75m:	100m:	57.05 (57.05)		
9	 Chen Michael	14	 Saint Kenti...	57.55	-1.05
	25m:	50m:	26.68 (26.68)	Entry: 58.60	
	75m:	100m:	57.55 (57.55)		
10	 Walter Matt...	17	 Barker Coll...	57.81	-0.29
	25m:	50m:	26.41 (26.41)	Entry: 58.10	
	75m:	100m:	57.81 (57.81)		
11	 Broadfoot ...	15	 Wellington ...	57.97	+0.44
	25m:	50m:	27.27 (27.27)	Entry: 57.53	
	75m:	100m:	57.97 (57.97)		
12	 Ulrich Neo	17	 St Paul's C...	57.98	-0.12
	25m:	50m:	27.12 (27.12)	Entry: 58.10	
	75m:	100m:	57.98 (57.98)		
13	 Inwood Ha...	18	 Burnside Hi...	58.48	+2.75
	25m:	50m:	26.86 (26.86)	Entry: 55.73	
	75m:	100m:	58.48 (58.48)		
14	 Skidmore S...	16	 Lindisfarne ...	58.80	+1.65
	25m:	50m:	27.14 (27.14)	Entry: 57.15	
	75m:	100m:	58.80 (58.80)		
15	 Stracey Hyl...	15	 Christchurc...	58.82	+0.42
	25m:	50m:	27.52 (27.52)	Entry: 58.40	
	75m:	100m:	58.82 (58.82)		
16	 Atkinson Will	14	 Marlboroug...	58.86	-0.10
	25m:	50m:	27.72 (27.72)	Entry: 58.96	
	75m:	100m:	58.86 (58.86)		
17	 Fougere Cole	16	 Auckland G...	59.09	-1.02
	25m:	50m:	27.61 (27.61)	Entry: 1:00.11	
	75m:	100m:	59.09 (59.09)		
18	 Glintmeyer ...	14	 Whangapar...	59.22	+0.58
	25m:	50m:	27.87 (27.87)	Entry: 58.64	
	75m:	100m:	59.22 (59.22)		

























19	 Diener Corne	17	 Hamilton B...	59.48 Entry: 58.91 +0.57
	25m:	50m:	27.73 (27.73)	
	75m:	100m:	59.48 (59.48)	
20	 Segers Seb...	15	 Kings College	59.56 Entry: 59.66 -0.10
	25m:	50m:	28.35 (28.35)	
	75m:	100m:	59.56 (59.56)	
21	 Zhang Yee...	17	 Pinehurst S...	59.57 Entry: 59.42 +0.15
	25m:	50m:	27.56 (27.56)	
	75m:	100m:	59.57 (59.57)	
22	 Grace Flynn	17	 St Thomas ...	59.88 Entry: 59.36 +0.52
	25m:	50m:	27.93 (27.93)	
	75m:	100m:	59.88 (59.88)	
23	 Jager Mun	17	 Christ's Col...	59.95 Entry: 59.51 +0.44
	25m:	50m:	27.62 (27.62)	
	75m:	100m:	59.95 (59.95)	
24	 Callow Willi...	14	 Christchurc...	1:00.08 Entry: 1:00.12 -0.04
	25m:	50m:	28.30 (28.30)	
	75m:	100m:	1:00.08 (1:00.08)	
25	 Mercer Jack	17	 Barker Coll...	1:00.13 Entry: 1:00.07 +0.06
	25m:	50m:	27.62 (27.62)	
	75m:	100m:	1:00.13 (1:00.13)	
26	 Loh Daniel	16	 Macleans C...	1:00.31 Entry: 1:00.58 -0.27
	25m:	50m:	28.01 (28.01)	
	75m:	100m:	1:00.31 (1:00.31)	
27	 Hewertson ...	18	 Mahurangi ...	1:00.42 Entry: 1:02.12 -1.70
	25m:	50m:	28.38 (28.38)	
	75m:	100m:	1:00.42 (1:00.42)	
27	 Yoon Jethrow	15	 Westlake B...	1:00.42 Entry: 1:00.81 -0.39
	25m:	50m:	28.52 (28.52)	
	75m:	100m:	1:00.42 (1:00.42)	
29	 Joyce Josiah	16	 Hamilton C...	1:00.50 Entry: 1:01.32 -0.82
	25m:	50m:	28.05 (28.05)	
	75m:	100m:	1:00.50 (1:00.50)	
30	 Sun Michael	15	 Auckland G...	1:00.85 Entry: 59.04 +1.81
	25m:	50m:	28.40 (28.40)	
	75m:	100m:	1:00.85 (1:00.85)	

























31	 Yin Caleb	15	 Auckland G...	1:00.86 Entry: 59.71 +1.15
	25m:		50m: 27.91 (27.91)	
	75m:		100m: 1:00.86 (1:00.86)	
32	 Childs Henry	14	 Huanui Coll...	1:00.92 Entry: 1:01.00 -0.08
	25m:		50m: 28.77 (28.77)	
	75m:		100m: 1:00.92 (1:00.92)	
33	 Li Sam	17	 Mt Albert G...	1:00.94 Entry: 1:01.70 -0.76
	25m:		50m: 27.78 (27.78)	
	75m:		100m: 1:00.94 (1:00.94)	
34	 Thomas Felix	16	 Aotea Colle...	1:00.96 Entry: 1:01.74 -0.78
	25m:		50m: 28.04 (28.04)	
	75m:		100m: 1:00.96 (1:00.96)	
35	 Lafaele-Pu...	15	 ACG Strath...	1:00.98 Entry: 1:01.95 -0.97
	25m:		50m: 28.27 (28.27)	
	75m:		100m: 1:00.98 (1:00.98)	
36	 Ueno Taiga	18	 Mt Albert G...	1:01.13 Entry: 1:00.55 +0.58
	25m:		50m: 28.80 (28.80)	
	75m:		100m: 1:01.13 (1:01.13)	
37	 Boonen Cai...	17	 Hamilton B...	1:01.15 Entry: 59.30 +1.85
	25m:		50m: 28.56 (28.56)	
	75m:		100m: 1:01.15 (1:01.15)	
38	 Reddy Veer...	17	 Saint Kenti...	1:01.43 Entry: 1:02.29 -0.86
	25m:		50m: 27.65 (27.65)	
	75m:		100m: 1:01.43 (1:01.43)	
39	 Charlton Fe...	18	 Mahurangi ...	1:01.56 Entry: 1:02.09 -0.53
	25m:		50m: 28.63 (28.63)	
	75m:		100m: 1:01.56 (1:01.56)	
40	 Herbert Will	15	 Macleans C...	1:01.69 Entry: 1:00.66 +1.03
	25m:		50m: 28.57 (28.57)	
	75m:		100m: 1:01.69 (1:01.69)	
40	 Wang Runx...	15	 Pinehurst S...	1:01.69 Entry: 1:00.70 +0.99
	25m:		50m: 28.28 (28.28)	
	75m:		100m: 1:01.69 (1:01.69)	
42	 Williams Luca	17	 Auckland G...	1:02.00 Entry: 1:02.12 -0.12
	25m:		50m: 28.72 (28.72)	
	75m:		100m: 1:02.00 (1:02.00)	





43	 Wangford ...	13	 Botany Do...	1:02.19 Entry: 1:02.65 -0.46
	25m:		50m: 28.31 (28.31)	
	75m:		100m: 1:02.19 (1:02.19)	
44	 Lee Yen-Ch...	16	 Auckland G...	1:02.31 Entry: 1:02.00 +0.31
	25m:		50m: 28.93 (28.93)	
	75m:		100m: 1:02.31 (1:02.31)	
45	 Lin Austin	15	 Pakuranga ...	1:02.39 Entry: 1:02.33 +0.06
	25m:		50m: 28.94 (28.94)	
	75m:		100m: 1:02.39 (1:02.39)	
46	 Rowlands J...	14	 New Plymo...	1:02.45 Entry: 1:05.52 -3.07
	25m:		50m: 28.75 (28.75)	
	75m:		100m: 1:02.45 (1:02.45)	
47	 Wang Henry	14	 Rangitoto C...	1:02.49 Entry: 1:02.18 +0.31
	25m:		50m: 29.00 (29.00)	
	75m:		100m: 1:02.49 (1:02.49)	
48	 Jung-Ishida...	16	 Western He...	1:02.52 Entry: 1:04.14 -1.62
	25m:		50m: 29.37 (29.37)	
	75m:		100m: 1:02.52 (1:02.52)	
49	 Jenkins Co...	15	 Mount Hutt ...	1:02.66 Entry: 1:03.41 -0.75
	25m:		50m: 29.17 (29.17)	
	75m:		100m: 1:02.66 (1:02.66)	
50	 Prajogo Vin...	17	 Westlake B...	1:02.77 Entry: 1:02.74 +0.03
	25m:		50m: 29.15 (29.15)	
	75m:		100m: 1:02.77 (1:02.77)	
51	 Barton Do...	14	 Kristin School	1:02.90 Entry: 1:04.18 -1.28
	25m:		50m: 29.34 (29.34)	
	75m:		100m: 1:02.90 (1:02.90)	
52	 Pedersen ...	16	 Whangapar...	1:02.99 Entry: 1:05.26 -2.27
	25m:		50m: 29.56 (29.56)	
	75m:		100m: 1:02.99 (1:02.99)	
53	 McFarlane ...	17	 Kings High ...	1:03.13 Entry: 1:05.14 -2.01
	25m:		50m: 29.82 (29.82)	
	75m:		100m: 1:03.13 (1:03.13)	
54	 Hurbuns Ril...	17	 Rangitoto C...	1:03.14 Entry: 1:03.75 -0.61
	25m:		50m: 29.34 (29.34)	
	75m:		100m: 1:03.14 (1:03.14)	

55	 Chin Timothy	14	 Auckland G...	1:03.20 Entry: 31.88	+31.32
	25m:		50m: 29.21 (29.21)		
	75m:		100m: 1:03.20 (1:03.20)		
56	 Graham Luca	17	 St Andrew's...	1:03.28 Entry: 1:03.27	+0.01
	25m:		50m: 29.02 (29.02)		
	75m:		100m: 1:03.28 (1:03.28)		
57	 Greupink D...	16	 Western He...	1:03.34 Entry: 1:01.00	+2.34
	25m:		50m: 28.26 (28.26)		
	75m:		100m: 1:03.34 (1:03.34)		
58	 Williams Ev...	14	 St Johns C...	1:03.43 Entry: 1:00.31	+3.12
	25m:		50m: 28.72 (28.72)		
	75m:		100m: 1:03.43 (1:03.43)		
59	 Cryer Max	15	 Te Aroha C...	1:03.48 Entry: 1:04.59	-1.11
	25m:		50m: 29.24 (29.24)		
	75m:		100m: 1:03.48 (1:03.48)		
60	 Hyde-Hills ...	15	 Taradale Hi...	1:03.49 Entry: 1:07.05	-3.56
	25m:		50m: 29.14 (29.14)		
	75m:		100m: 1:03.49 (1:03.49)		
61	 Stone Haden	15	 Mt Albert G...	1:03.70 Entry: 1:08.52	-4.82
	25m:		50m: 29.42 (29.42)		
	75m:		100m: 1:03.70 (1:03.70)		
62	 Narayan Ari	16	 Hamilton B...	1:03.83 Entry: 1:02.72	+1.11
	25m:		50m: 29.72 (29.72)		
	75m:		100m: 1:03.83 (1:03.83)		
63	 Barnes Mur...	14	 Orewa Coll...	1:04.08 Entry: 1:06.49	-2.41
	25m:		50m: 30.20 (30.20)		
	75m:		100m: 1:04.08 (1:04.08)		
64	 Wang Jk	13	 Wentworth ...	1:04.13 Entry: 1:06.36	-2.23
	25m:		50m: 30.14 (30.14)		
	75m:		100m: 1:04.13 (1:04.13)		
65	 Woodrow J...	15	 Barker Coll...	1:04.15 Entry: 1:04.68	-0.53
	25m:		50m: 29.67 (29.67)		
	75m:		100m: 1:04.15 (1:04.15)		
66	 Wren Isaac	15	 Hamilton B...	1:04.30 Entry: 1:02.91	+1.39
	25m:		50m: 30.10 (30.10)		
	75m:		100m: 1:04.30 (1:04.30)		

67	 Carlisle Aiden	13	 Taradale Hi...	1:04.43 Entry: 1:05.93 -1.50
	25m:		50m: 30.11 (30.11)	
	75m:		100m: 1:04.43 (1:04.43)	
68	 Kim Jun	15	 John Paul ...	1:04.46 Entry: 1:06.63 -2.17
	25m:		50m: 29.96 (29.96)	
	75m:		100m: 1:04.46 (1:04.46)	
69	 Lomas Noah	14	 Rotorua Bo...	1:04.55 Entry: 1:08.72 -4.17
	25m:		50m: 30.01 (30.01)	
	75m:		100m: 1:04.55 (1:04.55)	
70	 Williams Joel	17	 Shirley Boy...	1:05.14 Entry: 1:05.20 -0.06
	25m:		50m: 29.25 (29.25)	
	75m:		100m: 1:05.14 (1:05.14)	
71	 Collins Lac...	15	 Hamilton B...	1:05.16 Entry: 1:08.74 -3.58
	25m:		50m: 29.87 (29.87)	
	75m:		100m: 1:05.16 (1:05.16)	
72	 Sasamoto ...	14	 Gisborne B...	1:05.35 Entry: 1:06.86 -1.51
	25m:		50m: 30.73 (30.73)	
	75m:		100m: 1:05.35 (1:05.35)	
73	 Pinkerton L...	15	 Bethlehem ...	1:05.53 Entry: 1:02.77 +2.76
	25m:		50m: 30.73 (30.73)	
	75m:		100m: 1:05.53 (1:05.53)	
73	 Beeby Hugo	14	 John McGl...	1:05.53 Entry: 1:06.78 -1.25
	25m:		50m: 30.58 (30.58)	
	75m:		100m: 1:05.53 (1:05.53)	
75	 Parsons Will	15	 Palmerston...	1:05.67 Entry: 1:04.57 +1.10
	25m:		50m: 30.48 (30.48)	
	75m:		100m: 1:05.67 (1:05.67)	
76	 Rankin Leo...	17	 Rotorua La...	1:05.70 Entry: 1:01.92 +3.78
	25m:		50m: 29.35 (29.35)	
	75m:		100m: 1:05.70 (1:05.70)	
77	 Ives Lewis	14	 Palmerston...	1:05.89 Entry: 1:07.85 -1.96
	25m:		50m: 30.96 (30.96)	
	75m:		100m: 1:05.89 (1:05.89)	
78	 Johnston Al...	16	 St Johns C...	1:05.94 Entry: 1:06.91 -0.97
	25m:		50m: 30.71 (30.71)	
	75m:		100m: 1:05.94 (1:05.94)	

79	 Huang Des...	14	 Kings College	1:06.00 Entry: 1:05.84 +0.16
	25m:		50m: 30.48 (30.48)	
	75m:		100m: 1:06.00 (1:06.00)	
80	 Goatley Ale...	14	 Mt Albert G...	1:06.08 Entry: 1:06.85 -0.77
	25m:		50m: 31.09 (31.09)	
	75m:		100m: 1:06.08 (1:06.08)	
81	 Castro-Ste...	15	 Hillcrest Hi...	1:06.13 Entry: 1:07.19 -1.06
	25m:		50m: 31.17 (31.17)	
	75m:		100m: 1:06.13 (1:06.13)	
82	 Mahoney C...	13	 Kelston Bo...	1:06.21 Entry: 1:04.96 +1.25
	25m:		50m: 31.12 (31.12)	
	75m:		100m: 1:06.21 (1:06.21)	
83	 Koy Frank	15	 Hamilton B...	1:06.31 Entry: 1:07.72 -1.41
	25m:		50m: 30.82 (30.82)	
	75m:		100m: 1:06.31 (1:06.31)	
84	 Winter Benj...	13	 Home School	1:06.49 Entry: 1:10.53 -4.04
	25m:		50m: 30.81 (30.81)	
	75m:		100m: 1:06.49 (1:06.49)	
85	 Lobb Austin	16	 Barker Coll...	1:06.62 Entry: 1:06.35 +0.27
	25m:		50m: 30.22 (30.22)	
	75m:		100m: 1:06.62 (1:06.62)	
86	 Holmes Wyatt	18	 Lindisfarne ...	1:06.82 Entry: 1:06.08 +0.74
	25m:		50m: 30.43 (30.43)	
	75m:		100m: 1:06.82 (1:06.82)	
87	 Balfour Flynn	16	 Palmerston...	1:06.88 Entry: 1:07.96 -1.08
	25m:		50m: 30.99 (30.99)	
	75m:		100m: 1:06.88 (1:06.88)	
88	 Wong Lucas	13	 Macleans C...	1:07.23 Entry: 1:09.00 -1.77
	25m:		50m: 31.22 (31.22)	
	75m:		100m: 1:07.23 (1:07.23)	
89	 Harris Lewis	15	 Rolleston C...	1:07.33 Entry: 1:07.48 -0.15
	25m:		50m: 31.38 (31.38)	
	75m:		100m: 1:07.33 (1:07.33)	
90	 Hansen Fin...	14	 Nelson Coll...	1:07.78 Entry: 1:08.17 -0.39
	25m:		50m: 30.73 (30.73)	
	75m:		100m: 1:07.78 (1:07.78)	

91	 Zhao Austin	13	 Saint Kenti...	1:07.95 Entry: 1:10.03 -2.08
	25m:		50m: 31.26 (31.26)	
	75m:		100m: 1:07.95 (1:07.95)	
92	 Jiang Alexa...	15	 Takapuna ...	1:07.97 Entry: 1:07.49 +0.48
	25m:		50m: 31.78 (31.78)	
	75m:		100m: 1:07.97 (1:07.97)	
93	 Robertson ...	15	 Ashburton ...	1:08.18 Entry: 1:08.33 -0.15
	25m:		50m: 31.16 (31.16)	
	75m:		100m: 1:08.18 (1:08.18)	
94	 Cui Jonathan	13	 Wellington ...	1:08.30 Entry: 1:09.05 -0.75
	25m:		50m: 31.73 (31.73)	
	75m:		100m: 1:08.30 (1:08.30)	
95	 Kinsella AJ	16	 Gisborne B...	1:08.58 Entry: 1:07.99 +0.59
	25m:		50m: 31.66 (31.66)	
	75m:		100m: 1:08.58 (1:08.58)	
96	 Whitehead ...	17	 Francis Do...	1:08.93 Entry: 1:06.44 +2.49
	25m:		50m: 30.65 (30.65)	
	75m:		100m: 1:08.93 (1:08.93)	
97	 Yu Jesu	13	 Long Bay C...	1:09.16 Entry: 1:10.52 -1.36
	25m:		50m: 32.22 (32.22)	
	75m:		100m: 1:09.16 (1:09.16)	
98	 Mariano Felix	13	 Mt Roskill ...	1:09.53 Entry: 1:11.97 -2.44
	25m:		50m: 30.88 (30.88)	
	75m:		100m: 1:09.53 (1:09.53)	
99	 Hodge Oscar	13	 Wellington ...	1:09.66 Entry: 1:08.26 +1.40
	25m:		50m: 32.23 (32.23)	
	75m:		100m: 1:09.66 (1:09.66)	
100	 Smith Will	13	 Tauranga B...	1:10.12 Entry: 1:11.70 -1.58
	25m:		50m: 32.69 (32.69)	
	75m:		100m: 1:10.12 (1:10.12)	
101	 Qiao Aaron	13	 Macleans C...	1:11.53 Entry: 1:11.79 -0.26
	25m:		50m: 33.02 (33.02)	
	75m:		100m: 1:11.53 (1:11.53)	
102	 Chang Lorin	13	 Macleans C...	1:13.00 Entry: 1:10.80 +2.20
	25m:		50m: 33.40 (33.40)	
	75m:		100m: 1:13.00 (1:13.00)	

-	 McNabb Fi...	17	 Marlboroug...	DNS
-	 Liu Sonny	15	 Pinehurst S...	DNS